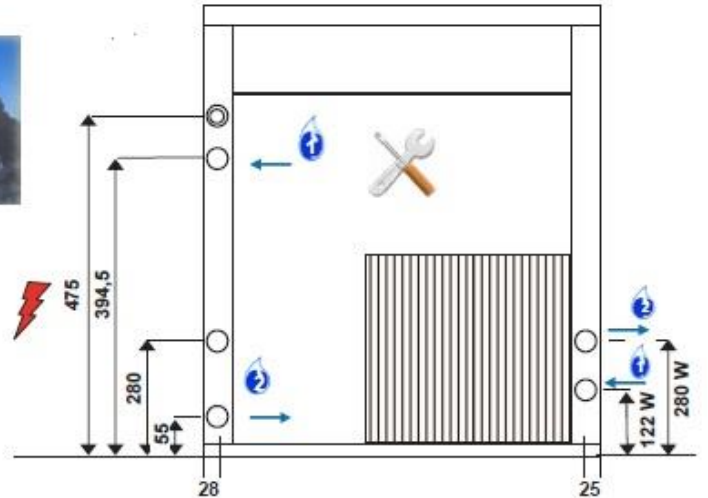




ASG 300

FABBRICATORI DI GHIACCIO GRANULARE
 MACHINES À GLACE EN GRAINS
 ICE FLAKE MACHINES FABRICADORES DE HIELO GRANULAR
 EISFLOCKENBEREITER

300



USCITA GHIACCIO
 SORTIE GLACE
 ICE EXIT
 SALIDA DE HIELO
 EISAUSGANG

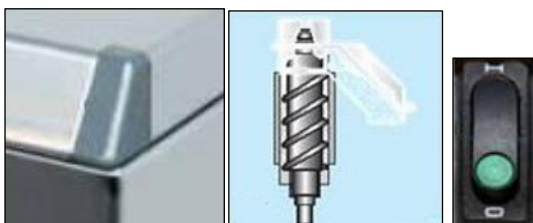
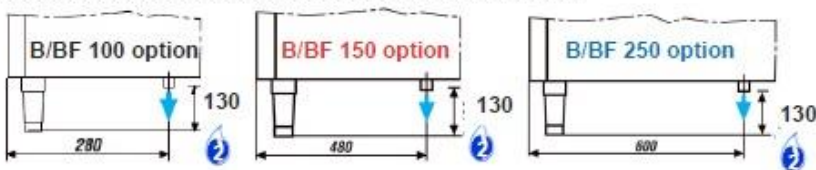
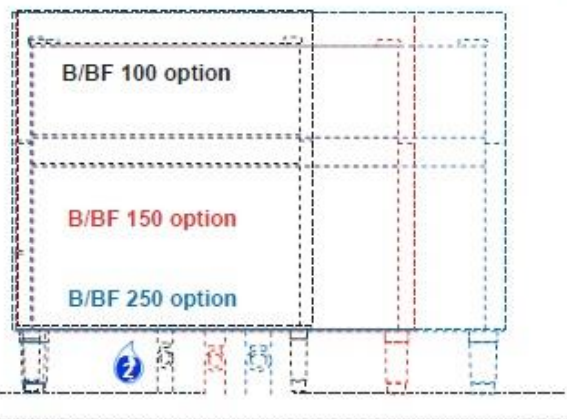


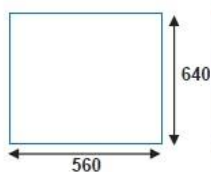
Stainless steel AISI 304

L=1800 mm		
ø 3/4"		
ø 3/4"		
130÷140 mm		

Kg / 24h - Air				
	38°	180	32°	
	32°	225	21°	
	21°	282	15°	
	10°	300	10°	

Kg / 24h - Water				
	38°	232	32°	
	32°	269	21°	
	21°	287	15°	
	10°	305	10°	





ASG 300

FABBRICATORI DI GHIACCIO GRANULARE
MACHINES À GLACE EN GRAINS
ICE FLAKE MACHINES FABRICADORES DE HIELO GRANULAR
EISFLOCKENBEREITER

Stainless steel AISI 304

Dati tecnici – Caractéristiques techniques – Technical specifications – Datos tecnicos – Technische Daten

Prod.Kg/24h +10°C - Prod.Lb/24h +10°C		300-660
Prod.Kg/24h +10°C - Prod.Lb/24h +10°C		305-671
Contenitore/Bac/Bin/ /Depósito/Behälter OPTION B/BF 100	Kg/Lb	100-220
Contenitore/Bac/Bin/ /Depósito/Behälter OPTION B/BF 150	Kg/Lb	150-330
Contenitore/Bac/Bin/ /Depósito/Behälter OPTION B/BF 250	Kg/Lb	250-550
Larghezza/Largeur/Width/Anchura/Breite	mm	560
Profondità/Profondeur/Depth/Profundidad/Tiefe	mm	640
Altezza/Hauteur/Height/Altura/Höhe	mm	622
Peso netto/Poids net/Net weight/Peso neto/Nettogewicht	Kg	58
Peso lordo/Poids brut/Gross weight/Peso bruto/Bruttogewicht	Kg	63
Vol. imballo/Vol.embal/Vol.(packed)/Volumen con embalaje/Verpackungsvolumen	m ³	0,30
Alimentazione/Voltage/Voltaje/Anschlussspannung	V/Hz/ph	230/50/1
Compressore/Compresseur/Compressor/Compresor/Kompressor	HP	3/4
Compressore/Compresseur/Compressor/Compresor/Kompressor (T evap.= -10°C)	W	1372
Watt - Totale/Total/Total/Total/Gesamt (T = +43°C)	W	920
Calorie/Calorie/Calorie/Caloria/Kalorie cond.	Kcal/h	1350
Ampère - Totale/Total/Total/Total/Gesamt	A	7
Fusibile/Fusible/Recommended fuse/Fusible/Netzsicherung	A	20
Refrigerante/Réfrigérant/Cooling gas/Refrigerante/Kühlmittel	R	290
Carica/Charge/Fill/Carga/Füllmenge	Kg	0,120
eq. CO ₂	Kg	0,360
GWP		3
Carica/Charge/Fill/Carga/Füllmenge	Kg	0,090
eq. CO ₂	Kg	0,270
GWP		3
Entrata acqua/Entrée eau/Water inlet/Entrada agua/Wasseranschluß	Ø	3/4"
Scarico acqua/Vidange eau/Water outlet/Desague/Wasserabfluß	Ø	3/4"
Acqua/Eau/Water/Agua/Wasser - lt / h 21°C / 15°C		11-30
Pressione acqua/Pression eau/Water pressure/Presión agua/Wasserdruck - bar	min/max	1-6
Temp.ambiente/Temp.ambient/Ambient temp./Temp.ambiente/Rammtemperatur - °C	min/max	10-40
Temp. acqua/Temp. eau/Water temp./Temp. agua/Wassertemperatur - °C	min/max	5-35