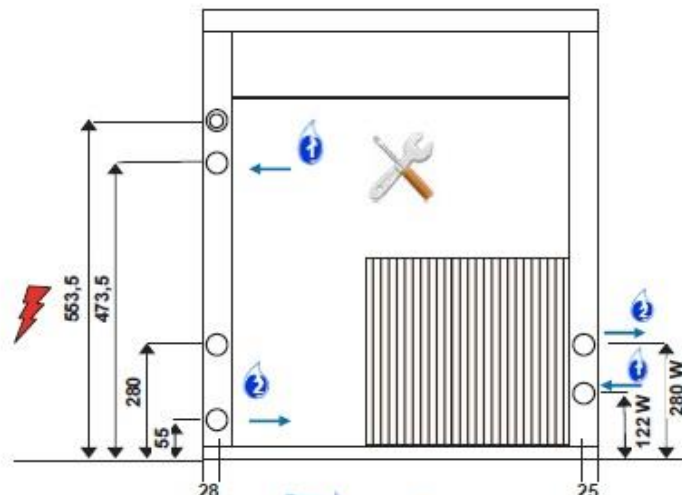




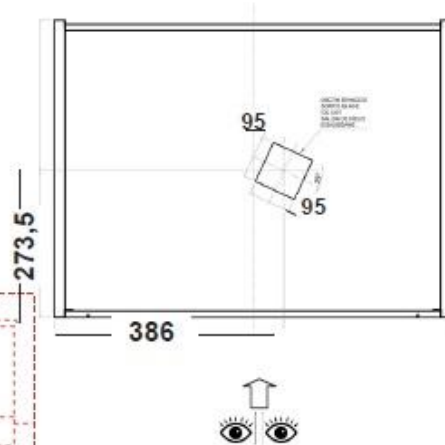
# ASG 600

FABBRICATORI DI GHIACCIO GRANULARE  
 MACHINES À GLACE EN GRAINS  
 ICE FLAKE MACHINES FABRICADORES DE HIELO GRANULAR  
 EISFLOCKENBEREITER

600



USCITA GHIACCIO  
 SORTIE GLACE  
 ICE EXIT  
 SALIDA DE HIELO  
 EISAUSGANG



Air  
 Water  
**Stainless steel AISI 304**

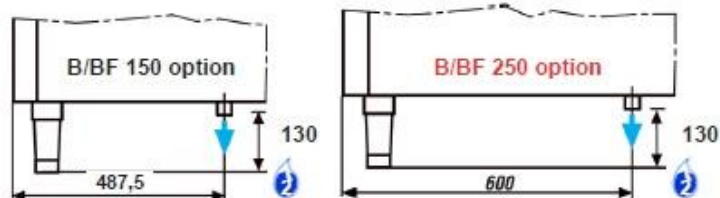
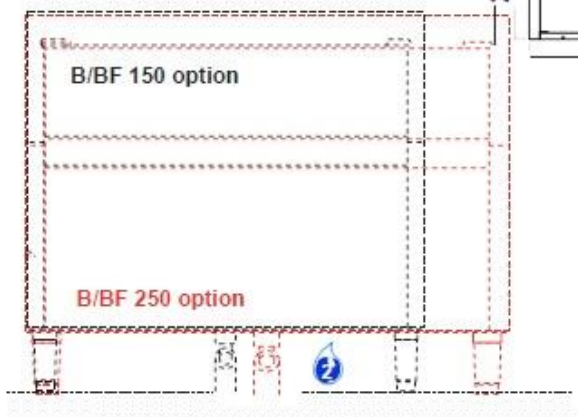
L=1800 mm		
ø 3/4"		
ø 3/4"		
130÷140 mm		

Kg / 24h - Air

	38°	330	32°	
	32°	400	21°	
	21°	480	15°	
	10°	540	10°	

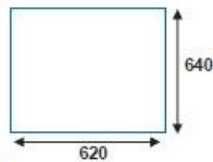
Kg / 24h - Water

	38°	420	32°	
	32°	440	21°	
	21°	480	15°	
	10°	540	10°	





Stainless steel AISI 304



Air



Water

# ASG 600

FABBRICATORI DI GHIACCIO GRANULARE  
MACHINES À GLACE EN GRAINS  
ICE FLAKE MACHINES FABRICADORES DE HIELO GRANULAR  
EISFLOCKENBEREITER

## Dati tecnici – Caractéristiques techniques – Technical specifications – Datos técnicos – Technische Daten

Prod.Kg/24h +10°C - Prod.Lb/24h +10°C		540-1188
Prod.Kg/24h +10°C - Prod.Lb/24h +10°C		540-1188
Contenitore/Bac/Bin/ /Depósito/Behälter <b>OPTION B/BF 150</b>	Kg/Lb	150-330
Contenitore/Bac/Bin/ /Depósito/Behälter <b>OPTION B/BF 250</b>	Kg/Lb	250-550
Larghezza/Largeur/Width/Anchura/Breite	mm	620
Profondità/Profondeur/Depth/Profundidad/Tiefe	mm	640
Altezza/Hauteur/Height/Altura/Höhe	mm	790
Peso netto/Poids net/Net weight/Peso neto/Nettogewicht	Kg	93
Peso lordo/Poids brut/Gross weight/Peso bruto/Bruttogewicht	Kg	100
Vol. imballo/Vol.embal/Vol.(packed)/Volumen con embalaje/Verpackungsvolumen	m <sup>3</sup>	0,58
Alimentazione/Voltage/Voltaje/Anschlussspannung	V/Hz/ph	230/50/1
Compressore/Compresseur/Compressor/Compresor/Kompressor	HP	1,7
Compressore/Compresseur/Compressor/Compresor/Kompressor (T evap.= -15°C)	W	2350
Watt - Totale/Total/Total/Total/Gesaint (T = +43°C)	W	1950
Calorie/Calorie/Calorie/Caloria/Kalorie cond.	Kcal/h	2420
Ampère - Totale/Total/Total/Total/Gesamt	A	9,9
Fusibile/Fusible/Recommanded fuse/Fusible/Netzsicung	A	20
Refrigerante/Réfrigerant/Cooling gas/Refrigerante/Kühlmittel	R	290
Carica/Charge/Fill/Carga/Füllmenge	Kg	0,130
eq. CO <sub>2</sub>	Kg	0,390
GWP		3
Carica/Charge/Fill/Carga/Füllmenge	Kg	0,090
eq. CO <sub>2</sub>	Kg	0,270
GWP		3
Entrata acqua/Entrée eau/Water inlet/Entrada agua/Wasseranschluß	Ø	3/4"
Scarico acqua/Vidange eau/Water outlet/Desague/Wasserabfluß	Ø	3/4"
Acqua/Eau/Water/Agua/Wasser - lt / h		25-56
Pressione acqua/Pression eau/Water pressure/Presión agua/Wasserdruck - bar	min/max	1-6
Temp.ambiente/Temp.ambient/Ambient temp./Temp.ambiente/Rammtemperatur - °C	min/max	10-40
Temp. acqua/Temp. eau/Water temp./Temp. agua/Wassertemperatur - °C	min/max	5-35