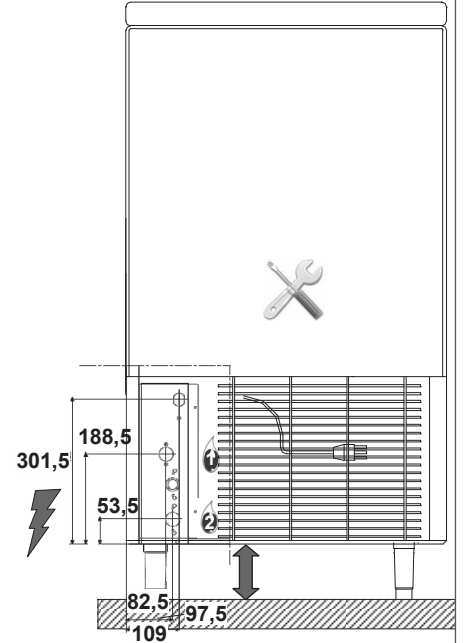

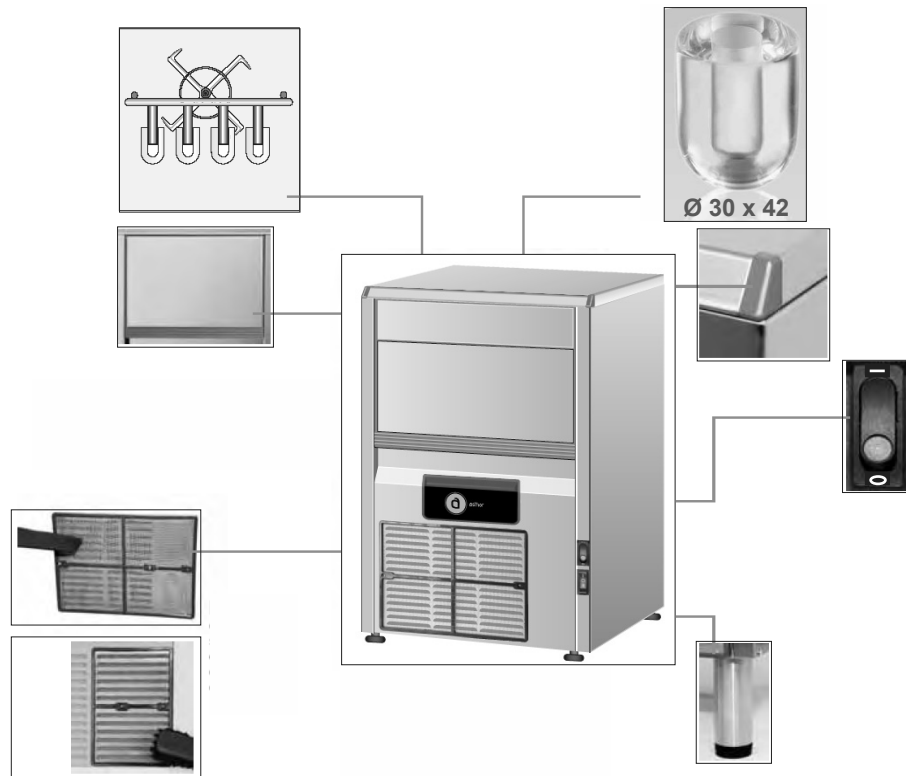


FABBRICATORI DI GHIACCIO IN CUBETTI  
 MACHINES À GLAÇONS  
 ICE CUBE MACHINES  
 FABRICADORES DE HIELO EN CUBITOS  
 EISWÜRFELBEREITER

# ASPAL 70



Stainless Steel AISI 304



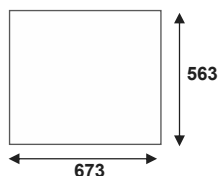
L=1800 mm		
Ø 3/4"		
Ø 3/4"		
130÷140 mm		

Kg / 24h - Air				
	38°	45	32°	
	32°	53	21°	
	21°	59	15°	
	10°	67	10°	

Kg / 24h - Water				
	38°	51	32°	
	32°	56	21°	
	21°	62	15°	
	10°	69	10°	



Stainless Steel AISI 304



Ø 30 x 42



Air



Water

# ASPAL 70

## Dati tecnici – Caractéristiques techniques – Technical specifications – Datos técnicos – Technische Daten

Prod.Kg/24h +10°C - Prod.Lb/24h +10°C		<b>67-147</b>
Prod.Kg/24h +10°C - Prod.Lb/24h +10°C		<b>69-151</b>
Cubetti/Glaçons /cubes/cubitos/Würfel - n° /24h		<b>3350</b>
Cubetti/Glaçons /cubes/cubitos/Würfel - n° /24h		<b>3450</b>
Contentitore/Bac/Bin/Depósito/Behälter	Kg/Lb	<b>30-66</b>
Cubetti contenitore/Glaçons bac/Bin cubes/Depósito cubitos/Würfel Behälter	N°	<b>1500</b>
Dimensione cubetto/Dimensions glaçons/Cubes sizing/Dim. cubitos/Würfelgröße	mm Ø	<b>30 X 42</b>
Larghezza/Largeur/Width/Anchura/Breite	mm	<b>673</b>
Profondità/Profondeur/Depth/Profundidad/Tiefe	mm	<b>563</b>
Altezza/Hauteur/Height/Altura/Höhe	mm	<b>1010</b>
Peso netto/Poids net/Net weight/Peso neto/Nettogewicht	Kg	<b>68</b>
Peso lordo/Poids brut/Gross weight/Peso bruto/Bruttogewicht	Kg	<b>71</b>
Vol. imballo/Vol.embal/Vol.(packed)/Volumen con embalaje/Verpackungsvolumen	m <sup>3</sup>	<b>0,55</b>
Alimentazione/Voltage/Voltaje/Anschlussspannung	V/Hz/ph	<b>230/50/1</b>
Compressore/Compresseur/Compressor/Compresor/Kompressor	HP	<b>1/2</b>
Compressore/Compresseur/Compressor/Compresor/Kompressor (T . = -10°C)	W	<b>793</b>
Watt - Totale/Total/Total/Total/Gesaint (T = +43°C)	W	<b>600</b>
Calorie/Calorie/Calorie/Caloria/Kalorie cond.	Kcal / h	<b>1350</b>
Ampère - Totale/Total/Total/Total/Gesamt	A	<b>3,5</b>
Fusibile/Fusible/Recommanded fuse/Fusible/Netzsicherung	A	<b>10</b>
Refrigerante/Réfrigérant/Cooling gas/Refrigerante/Kühlmittel	R	<b>290</b>
Carica/Charge/Fill/Carga/Füllmenge	Kg	<b>0,126</b>
eq. CO <sub>2</sub>	Kg	<b>0,378</b>
GWP		<b>3</b>
Carica/Charge/Fill/Carga/Füllmenge	Kg	<b>0,118</b>
eq. CO <sub>2</sub>	Kg	<b>0,354</b>
GWP		<b>3</b>
Entrata acqua/Entrée eau/Water inlet/Entrada agua/Wasseranschluß	Ø	<b>3/4"</b>
Scarico acqua/Vidange eau/Water outlet/Desague/Wasserabfluß	Ø	<b>3/4"</b>
Acqua/Eau/Water/Agua/Wasser - lt / h  21°C /  15°C		<b>12 - 30</b>
Pressione acqua/Pression eau/Water pressure/Presión agua/Wasserdruck - bar	min / max	<b>1 - 6</b>
Temp.ambiente/Temp.ambient/Ambient temp./Temp.ambiente/Rammtemperatur - °C	min / max	<b>10- 40</b>
Temp. acqua/Temp. eau/Water temp./Temp. agua/Wassertemperatur - °C	min / max	<b>5 - 35</b>