
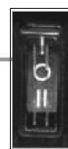

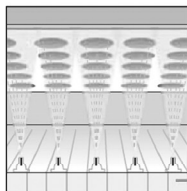
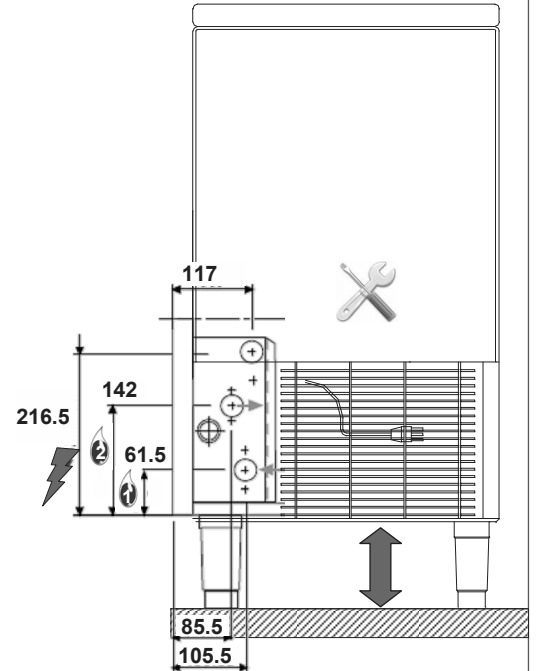


FABBRICATORI DI GHIACCIO IN CUBETTI
 MACHINES À GLACE GLAÇONS
 ICE CUBE MACHINES
 FABRICADORES DE HIELO EN CUBITOS
 EISWÜRFELBEREITER

ASPR 52




Stainless steel AISI 304

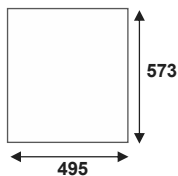


L=1800 mm		
ø 3/4"		
ø 3/4"		
130÷140 mm		

Kg / 24h - Air				
	38°	32	32°	
	32°	38	21°	
	21°	46	15°	
	10°	50	10°	

Kg / 24h - Water				
	38°	37	32°	
	32°	42	21°	
	21°	47	15°	
	10°	52	10°	





ASPR 52

Stainless steel AISI 304

Ø 27 x 32

Air

Water

Dati tecnici – Caractéristiques techniques – Technical specifications – Datos técnicos – Technische Daten

Prod.Kg/24h +10°C - Prod.Lb/24h +10°C		50-110
Prod.Kg/24h +10°C - Prod.Lb/24h +10°C		52-115
Cubetti/Glaçons /cubes/cubitos/Würfel - n° /24h		2770
Cubetti/Glaçons /cubes/cubitos/Würfel - n° /24h		2880
Contentitore/Bac/Bin/Depósito/Behälter	Kg/Lb	20-44
Cubetti contenitore/Glaçons bac/Bin cubes/Depósito cubitos/Würfel Behälter	N°	1100
Dimensione cubetto/Dimensions glaçons/Cubes sizing/Dim. cubitos/Würfelgröße	mm Ø	27x32
Larghezza/Largeur/Width/Anchura/Breite	mm	495
Profondità/Profondeur/Depth/Profundidad/Tiefe	mm	573
Altezza/Hauteur/Height/Altura/Höhe	mm	802
Peso netto/Poids net/Net weight/Peso neto/Nettogewicht	Kg	51
Peso lordo/Poids brut/Gross weight/Peso bruto/Bruttogewicht	Kg	55
Vol. imballo/Vol.embal/Vol.(packed)/Volumen con embalaje/Verpackungsvolumen	m ³	0,33
Alimentazione/Voltage/Voltaje/Anschlussspannung	V/Hz/ph	230/50/1
Compressore/Compresseur/Compressor/Compresor/Kompressor	HP	1/4
Compressore/Compresseur/Compressor/Compresor/Kompressor (T = -10°C)	W	485
Watt - Totale/Total/Total/Total/Gesaint (T = +43°C)	W	400
Calorie/Calorie/Calorie/Caloria/Kalorie cond.	Kcal / h	1040
Ampère - Totale/Total/Total/Total/Gesamt	A	3,2
Fusibile/Fusible/Recommanded fuse/Fusible/Netzsicherung	A	10
Refrigerante/Réfrigérant/Cooling gas/Refrigerante/Kühlmittel	R	290
Carica/Charge/Fill/Carga/Füllmenge	Kg	0,113
eq. CO ₂	Kg	0,339
GWP		3
Carica/Charge/Fill/Carga/Füllmenge	Kg	0,100
eq. CO ₂	Kg	0,300
GWP		3
Entrata acqua/Entrée eau/Water inlet/Entrada agua/Wasseranschluß	Ø	3/4"
Scarico acqua/Vidange eau/Water outlet/Desague/Wasserabfluß	Ø	3/4"
Acqua/Eau/Water/Agua/Wasser - lt / h 21°C / 15°C		6 - 20
Pressione acqua/Pression eau/Water pressure/Presión agua/Wasserdruck - bar	min / max	1 - 6
Temp.ambiente/Temp.ambient/Ambient temp./Temp.ambiente/Rammtemperatur - °C	min / max	10 - 40
Temp. acqua/Temp. eau/Water temp./Temp. agua/Wassertemperatur - °C	min / max	5 - 35